




Make a design with your favorite color.



Use two colors here.




Now try three.



What can you create with four colors?

# The Art of the Qur'an

Treasures from the Museum of  
Turkish and Islamic Arts



Qur'an  
Iran, Safavid period  
1598 (AH 1006)  
Ink, color, and gold on paper  
Purchase—Charles Lang Freer Endowment  
Freer Gallery of Art, F1932.65

## FAMILY ACTIVITY

Recommended for ages five and up

### HUNT

Go downstairs and search for these beautifully decorated pages in a Qur'an at the far end of the room called *Ink and Gold*. Look closely at its complex designs. What shapes do you see? Name as many as you can.

### DID YOU KNOW?

If you were to cut one of the stars with eight points in two, each half would look exactly like the other. This is called **symmetry**.

### TRY IT

Turn over this page and follow the instructions to create your own designs.

### CONNECT

Share a picture of your completed work on Facebook, Twitter, or Instagram using hashtag **#artofquran**.

For more family-friendly art projects, go to the Freer|Sackler Kids section on [asia.si.edu/qurans](http://asia.si.edu/qurans)